

# 1 Mile radius of Downtown Corpus Christi

Demographics Report (1 mile radius around Lat: 27.79581 Lng: -97.39285)

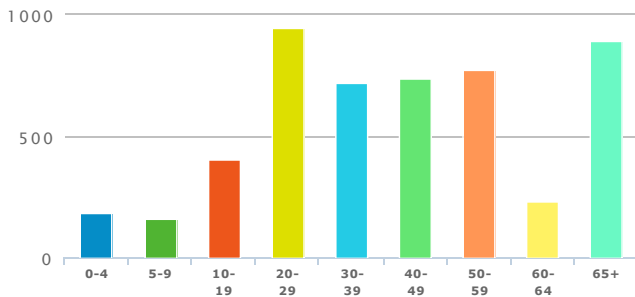
## Population (2014)

	TOTAL
Population (2014)	5,052

## Population (2019)

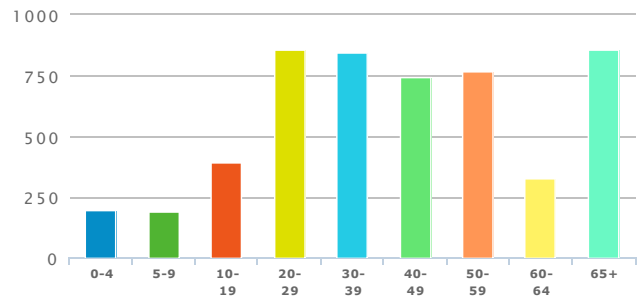
	TOTAL
Population (2019)	5,180

## Age Distribution (2014)



	TOTAL	%
0-4	184	3.64
5-9	162	3.21
10-19	404	8
20-29	945	18.71
30-39	719	14.23
40-49	738	14.61
50-59	773	15.3
60-64	235	4.65
65+	892	17.66

## Age Distribution (2019)



	TOTAL	%
0-4	198	3.82
5-9	188	3.63
10-19	394	7.61
20-29	860	16.6
30-39	844	16.29
40-49	743	14.34
50-59	766	14.79
60-64	328	6.33
65+	859	16.58

## Sex (2014)



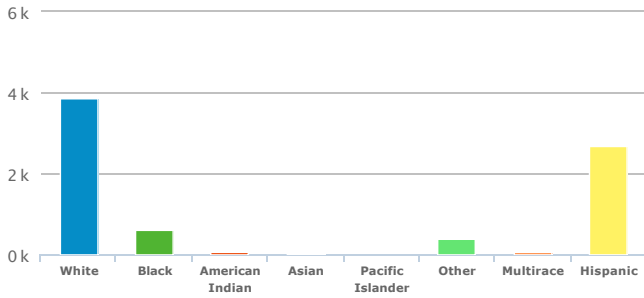
	TOTAL	%
Male	2,939	58.17
Female	2,113	41.83

## Sex (2019)



	TOTAL	%
Male	3,002	57.95
Female	2,178	42.05

### Race Distribution (2014)

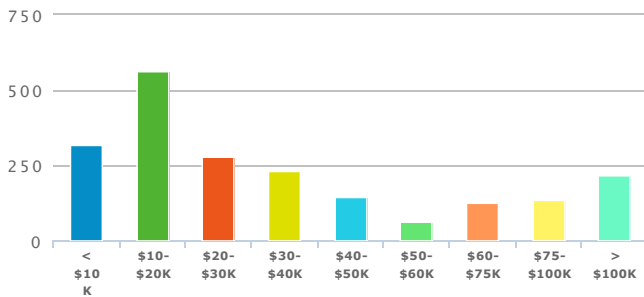


	TOTAL	%
<b>White</b>	<b>3,847</b>	<b>76.15</b>
<b>Black</b>	<b>620</b>	<b>12.27</b>
<b>American Indian</b>	<b>70</b>	<b>1.39</b>
<b>Asian</b>	<b>30</b>	<b>.59</b>
<b>Pacific Islander</b>	<b>1</b>	<b>.02</b>
<b>Other</b>	<b>395</b>	<b>7.82</b>
<b>Multirace</b>	<b>89</b>	<b>1.76</b>
<b>Hispanic</b>	<b>2,661</b>	<b>52.67</b>

### Total Households (2014)

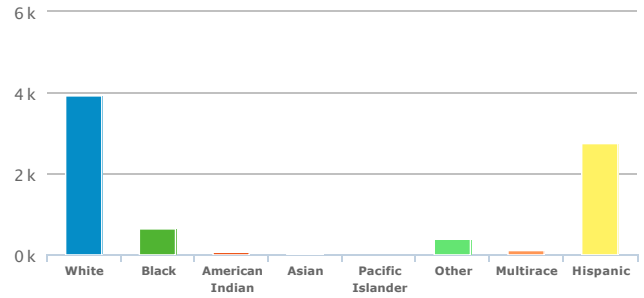
	TOTAL	%
<b>Households</b>	<b>2,065</b>	
<b>Families</b>	<b>665</b>	<b>32.2</b>

### Household Income Distribution (2014)



	TOTAL	%
<b>&lt; \$10 K</b>	<b>317</b>	<b>15.35</b>
<b>\$10-\$20K</b>	<b>562</b>	<b>27.22</b>
<b>\$20-\$30K</b>	<b>277</b>	<b>13.41</b>
<b>\$30-\$40K</b>	<b>229</b>	<b>11.09</b>
<b>\$40-\$50K</b>	<b>145</b>	<b>7.02</b>
<b>\$50-\$60K</b>	<b>62</b>	<b>3</b>
<b>\$60-\$75K</b>	<b>123</b>	<b>5.96</b>
<b>\$75-\$100K</b>	<b>133</b>	<b>6.44</b>
<b>&gt; \$100K</b>	<b>217</b>	<b>10.51</b>

### Race Distribution (2019)

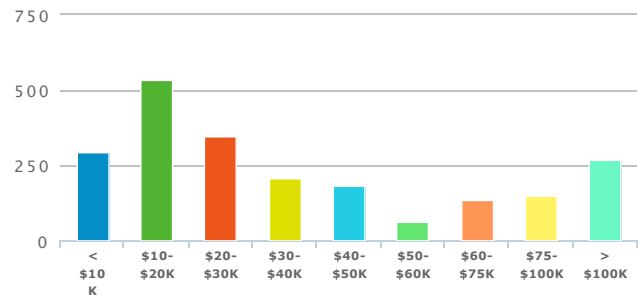


	TOTAL	%
<b>White</b>	<b>3,943</b>	<b>76.12</b>
<b>Black</b>	<b>637</b>	<b>12.3</b>
<b>American Indian</b>	<b>70</b>	<b>1.35</b>
<b>Asian</b>	<b>30</b>	<b>.58</b>
<b>Pacific Islander</b>	<b>2</b>	<b>.04</b>
<b>Other</b>	<b>407</b>	<b>7.86</b>
<b>Multirace</b>	<b>91</b>	<b>1.76</b>
<b>Hispanic</b>	<b>2,759</b>	<b>53.26</b>

### Total Households (2019)

	TOTAL	%
<b>Households</b>	<b>2,180</b>	
<b>Families</b>	<b>713</b>	<b>32.71</b>

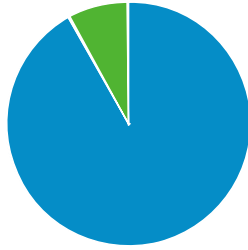
### Household Income Distribution (2019)



	TOTAL	%
<b>&lt; \$10 K</b>	<b>295</b>	<b>13.53</b>
<b>\$10-\$20K</b>	<b>536</b>	<b>24.59</b>
<b>\$20-\$30K</b>	<b>346</b>	<b>15.87</b>
<b>\$30-\$40K</b>	<b>209</b>	<b>9.59</b>
<b>\$40-\$50K</b>	<b>181</b>	<b>8.3</b>
<b>\$50-\$60K</b>	<b>62</b>	<b>2.84</b>
<b>\$60-\$75K</b>	<b>135</b>	<b>6.19</b>
<b>\$75-\$100K</b>	<b>147</b>	<b>6.74</b>
<b>&gt; \$100K</b>	<b>269</b>	<b>12.34</b>

### Labor Force Status (2014)

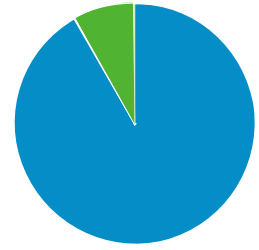
■ Employed  
■ Unemployed



	TOTAL	%
Labor Force	1,308	
Employed	1,197	91.51
Unemployed	105	8.03
In Armed Forces	6	
Not In Labor Force	1,806	

### Labor Force Status (2019)

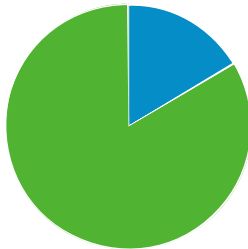
■ Employed  
■ Unemployed



	TOTAL	%
Labor Force	1,351	
Employed	1,234	91.34
Unemployed	110	8.14
In Armed Forces	7	
Not In Labor Force	1,858	

### Total Number of Housing (2014)

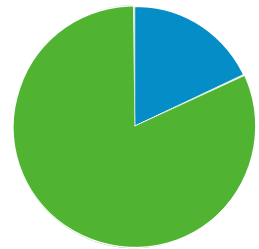
■ Owner-Occupied Dwellings  
■ Renter-Occupied Dwellings



	TOTAL	%
Total Dwellings	2,522	
Owner-Occupied Dwellings	340	16.46
Renter-Occupied Dwellings	1,725	83.54
Housing Units Occupied	2,065	81.88

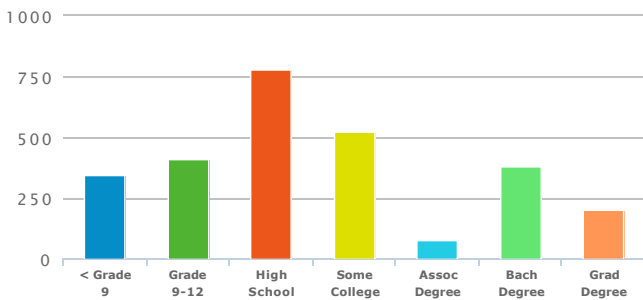
### Total Number of Housing (2019)

■ Owner-Occupied Dwellings  
■ Renter-Occupied Dwellings



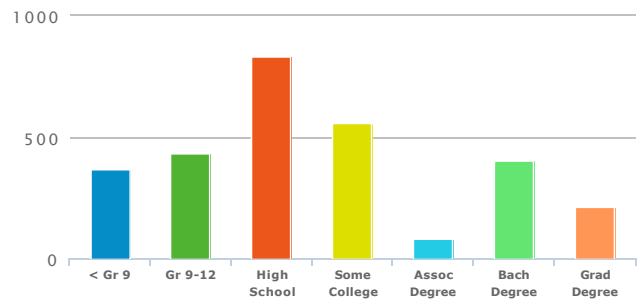
	TOTAL	%
Total Dwellings	2,661	
Owner-Occupied Dwellings	393	18.03
Renter-Occupied Dwellings	1,787	81.97
Housing Units Occupied	2,180	81.92

### Education Attainment (2014)



	TOTAL	%
Population Age 25+	2,717	
< Grade 9	343	12.62
Grade 9-12	408	15.02
High School	781	28.74
Some College	526	19.36
Assoc Degree	75	2.76
Bach Degree	381	14.02
Grad Degree	203	7.47

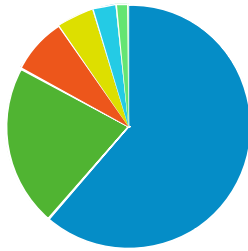
### Education Attainment (2019)



	TOTAL	%
Population Age 25+	2,898	
< Gr 9	369	12.73
Gr 9-12	432	14.91
High School	836	28.85
Some College	558	19.25
Assoc Degree	81	2.8
Bach Degree	407	14.04
Grad Degree	215	7.42

### Size of Household (2014)

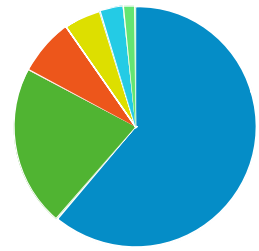
- 1 Person
- 2 Person
- 3 Person
- 4 Person
- 5 Person
- 6+ Person



	TOTAL	%
1 Person	1,258	60.92
2 Person	441	21.36
3 Person	153	7.41
4 Person	101	4.89
5 Person	62	3
6+ Person	34	1.65

### Size of Household (2019)

- 1 Person
- 2 Person
- 3 Person
- 4 Person
- 5 Person
- 6+ Person



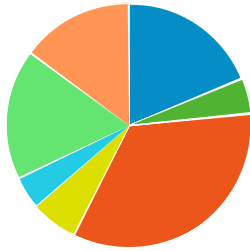
	TOTAL	%
1 Person	1,326	60.83
2 Person	464	21.28
3 Person	163	7.48
4 Person	107	4.91
5 Person	67	3.07
6+ Person	35	1.61

Source: Applied Geographic Solutions, 2014

## 1 Mile Radius of Downtown Consumer Spending

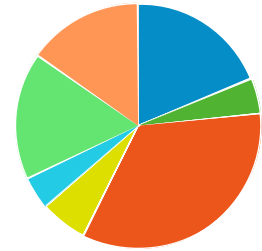
Consumer Spending Report (1 mile radius around Lat: 27.7958062534473 Lng: -97.3928546905518)

### Apparel (2014)



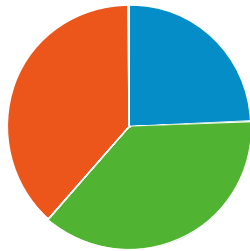
	\$ PER HOUSEHOLD	TOTAL \$000'S
<b>Totals:</b>	<b>\$2,003</b>	<b>\$4,138</b>
Men's Apparel	\$375	\$774
Boys' Apparel	\$94	\$195
Women's Apparel	\$680	\$1,405
Girls' Apparel	\$124	\$257
Infants Apparel	\$86	\$178
Footwear	\$344	\$711
Apparel Services and Accessories	\$298	\$617

### Apparel (2019)



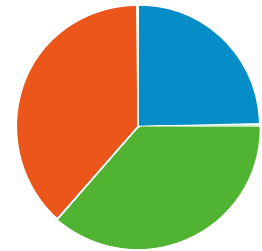
	\$ PER HOUSEHOLD	TOTAL \$000'S
<b>Totals:</b>	<b>\$2,126</b>	<b>\$4,636</b>
Men's Apparel	\$398	\$868
Boys' Apparel	\$99	\$218
Women's Apparel	\$721	\$1,572
Girls' Apparel	\$132	\$290
Infants Apparel	\$91	\$201
Footwear	\$358	\$781
Apparel Services and Accessories	\$324	\$707

### Entertainment (2014)



	\$ PER HOUSEHOLD	TOTAL \$000'S
<b>Totals:</b>	<b>\$2,249</b>	<b>\$4,646</b>
Fees And Admissions	\$547	\$1,131
Video And Audio Equipment	\$834	\$1,723
Recreational Equipment And Supplies	\$867	\$1,792

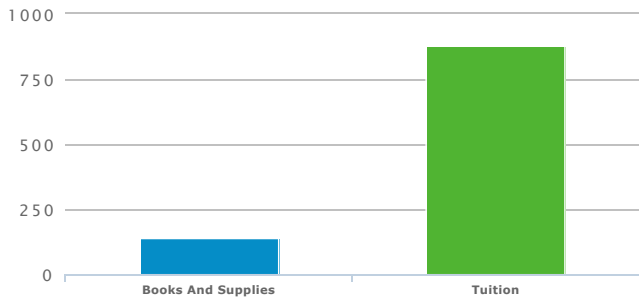
### Entertainment (2019)



	\$ PER HOUSEHOLD	TOTAL \$000'S
<b>Totals:</b>	<b>\$2,410</b>	<b>\$5,255</b>
Fees And Admissions	\$598	\$1,305
Video And Audio Equipment	\$882	\$1,923
Recreational Equipment And Supplies	\$929	\$2,026

### Education (2014)

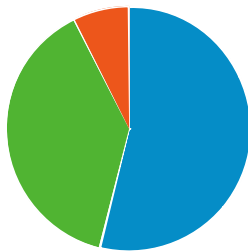
### Education (2019)



	\$ PER HOUSEHOLD	TOTAL \$000'S
<b>Totals:</b>	<b>\$1,015</b>	<b>\$2,096</b>
Books And Supplies	\$138	\$286
Tuition	\$876	\$1,810

### Food and Beverages (2014)

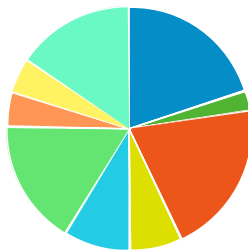
- Food At Home
- Food Away From Home
- Alcoholic Beverages



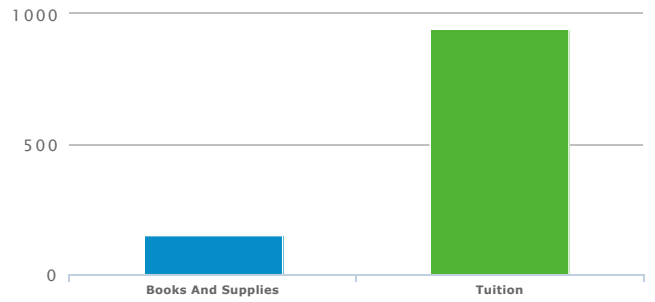
	\$ PER HOUSEHOLD	TOTAL \$000'S
<b>Totals:</b>	<b>\$6,595</b>	<b>\$13,620</b>
Food At Home	\$3,559	\$7,350
Food Away From Home	\$2,543	\$5,253
Alcoholic Beverages	\$492	\$1,017

### Gifts (2014)

- Gifts Of Apparel
- Gifts Of Apparel Accessories
- Gifts Of Education
- Gifts Of Recreation
- Gifts Of Food And Beverages
- Gifts Of Household Furnishings And Equipment
- Gifts Of Household
- Gifts Of Transportation
- Gifts Elsewhere Unspecified



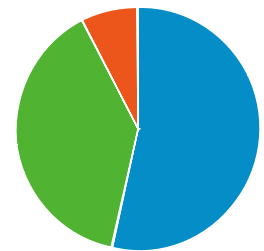
	\$ PER HOUSEHOLD	TOTAL \$000'S
<b>Totals:</b>	<b>\$1,065</b>	<b>\$2,200</b>
Gifts Of Apparel	\$212	\$439
Gifts Of Apparel Accessories	\$28	\$60
Gifts Of Education	\$216	\$447
Gifts Of Recreation	\$74	\$153
Gifts Of Food And Beverages	\$93	\$194
Gifts Of Household Furnishings And Equipment	\$176	\$364
Gifts Of Household	\$48	\$100
Gifts Of Transportation	\$50	\$104
Gifts Elsewhere Unspecified	\$164	\$340



	\$ PER HOUSEHOLD	TOTAL \$000'S
<b>Totals:</b>	<b>\$1,091</b>	<b>\$2,380</b>
Books And Supplies	\$149	\$325
Tuition	\$942	\$2,055

### Food and Beverages (2019)

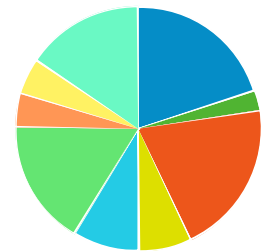
- Food At Home
- Food Away From Home
- Alcoholic Beverages



	\$ PER HOUSEHOLD	TOTAL \$000'S
<b>Totals:</b>	<b>\$6,949</b>	<b>\$15,150</b>
Food At Home	\$3,717	\$8,105
Food Away From Home	\$2,703	\$5,894
Alcoholic Beverages	\$527	\$1,151

### Gifts (2019)

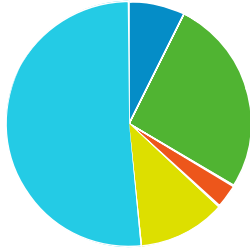
- Gifts Of Apparel
- Gifts Of Apparel Accessories
- Gifts Of Education
- Gifts Of Recreation
- Gifts Of Food And Beverages
- Gifts Of Household Furnishings And Equipment
- Gifts Of Household
- Gifts Of Transportation
- Gifts Elsewhere Unspecified



	\$ PER HOUSEHOLD	TOTAL \$000'S
<b>Totals:</b>	<b>\$1,152</b>	<b>\$2,513</b>
Gifts Of Apparel	\$229	\$500
Gifts Of Apparel Accessories	\$31	\$68
Gifts Of Education	\$233	\$510
Gifts Of Recreation	\$80	\$175
Gifts Of Food And Beverages	\$101	\$222
Gifts Of Household Furnishings And Equipment	\$190	\$416
Gifts Of Household	\$51	\$113
Gifts Of Transportation	\$55	\$121
Gifts Elsewhere Unspecified	\$178	\$389

### Household Furnishings (2014)

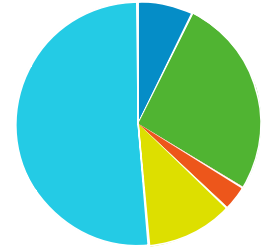
- Household Textiles
- Furniture
- Floor Coverings
- Major Appliances
- Housewares And Small Appliances



	\$ PER HOUSEHOLD	TOTAL \$000'S
<b>Totals:</b>	<b>\$1,710</b>	<b>\$3,532</b>
Household Textiles	\$126	\$261
Furniture	\$448	\$926
Floor Coverings	\$56	\$116
Major Appliances	\$197	\$408
Housewares And Small Appliances	\$881	\$1,821

### Household Furnishings (2019)

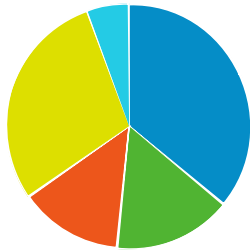
- Household Textiles
- Furniture
- Floor Coverings
- Major Appliances
- Housewares And Small Appliances



	\$ PER HOUSEHOLD	TOTAL \$000'S
<b>Totals:</b>	<b>\$1,836</b>	<b>\$4,005</b>
Household Textiles	\$135	\$294
Furniture	\$484	\$1,055
Floor Coverings	\$61	\$133
Major Appliances	\$212	\$464
Housewares And Small Appliances	\$943	\$2,058

### Shelter (2014)

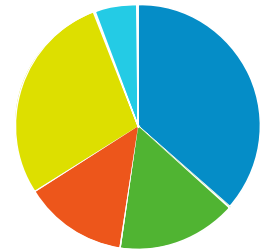
- Mortgage Interest
- Property Taxes
- Miscellaneous Owned Dwelling Costs
- Rental Costs
- Other Lodging



	\$ PER HOUSEHOLD	TOTAL \$000'S
<b>Totals:</b>	<b>\$8,084</b>	<b>\$16,694</b>
Mortgage Interest	\$2,910	\$6,011
Property Taxes	\$1,260	\$2,603
Miscellaneous Owned Dwelling Costs	\$1,103	\$2,278
Rental Costs	\$2,354	\$4,861
Other Lodging	\$455	\$941

### Shelter (2019)

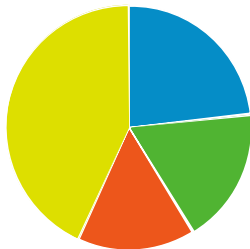
- Mortgage Interest
- Property Taxes
- Miscellaneous Owned Dwelling Costs
- Rental Costs
- Other Lodging



	\$ PER HOUSEHOLD	TOTAL \$000'S
<b>Totals:</b>	<b>\$8,600</b>	<b>\$18,749</b>
Mortgage Interest	\$3,141	\$6,848
Property Taxes	\$1,362	\$2,970
Miscellaneous Owned Dwelling Costs	\$1,176	\$2,564
Rental Costs	\$2,421	\$5,278
Other Lodging	\$499	\$1,089

### Household Operations (2014)

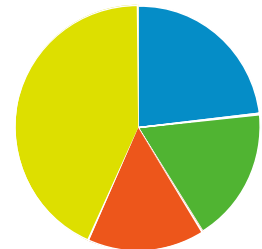
- Babysitting And Elderly Care
- Household Services
- Alimony And Child Support
- Household Supplies



	\$ PER HOUSEHOLD	TOTAL \$000'S
<b>Totals:</b>	<b>\$1,390</b>	<b>\$2,872</b>
Babysitting And Elderly Care	\$324	\$669
Household Services	\$250	\$516
Alimony And Child Support	\$216	\$446
Household Supplies	\$600	\$1,240

### Household Operations (2019)

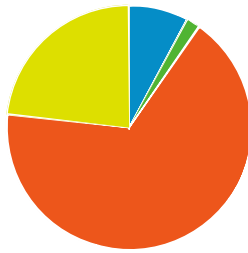
- Babysitting And Elderly Care
- Household Services
- Alimony And Child Support
- Household Supplies



	\$ PER HOUSEHOLD	TOTAL \$000'S
<b>Totals:</b>	<b>\$1,504</b>	<b>\$3,280</b>
Babysitting And Elderly Care	\$350	\$765
Household Services	\$269	\$589
Alimony And Child Support	\$233	\$509
Household Supplies	\$650	\$1,418

### Personal Care (2014)

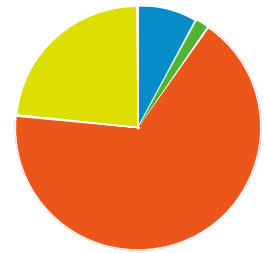
- Hair Care
- Electric Personal Care Appliances
- Personal Care Services
- Personal Care Products



	\$ PER HOUSEHOLD	TOTAL \$000'S
<b>Totals:</b>	<b>\$616</b>	<b>\$1,273</b>
Hair Care	\$48	\$100
Electric Personal Care Appliances	\$11	\$24
Personal Care Services	\$412	\$851
Personal Care Products	\$143	\$297

### Personal Care (2019)

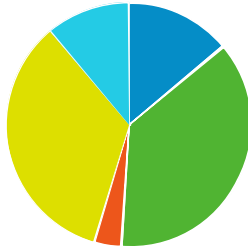
- Hair Care
- Electric Personal Care Appliances
- Personal Care Services
- Personal Care Products



	\$ PER HOUSEHOLD	TOTAL \$000'S
<b>Totals:</b>	<b>\$651</b>	<b>\$1,421</b>
Hair Care	\$51	\$112
Electric Personal Care Appliances	\$12	\$27
Personal Care Services	\$435	\$950
Personal Care Products	\$152	\$331

### Utilities (2014)

- Natural Gas
- Electricity
- Fuel Oil And Other Fuels
- Telephone Service
- Other Utilities



	\$ PER HOUSEHOLD	TOTAL \$000'S
<b>Totals:</b>	<b>\$3,136</b>	<b>\$6,478</b>
Natural Gas	\$439	\$908
Electricity	\$1,161	\$2,398
Fuel Oil And Other Fuels	\$111	\$230
Telephone Service	\$1,074	\$2,219
Other Utilities	\$349	\$722

### Utilities (2019)

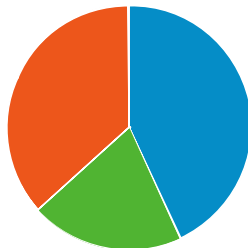
- Natural Gas
- Electricity
- Fuel Oil And Other Fuels
- Telephone Service
- Other Utilities



	\$ PER HOUSEHOLD	TOTAL \$000'S
<b>Totals:</b>	<b>\$3,286</b>	<b>\$7,164</b>
Natural Gas	\$461	\$1,007
Electricity	\$1,213	\$2,646
Fuel Oil And Other Fuels	\$116	\$255
Telephone Service	\$1,125	\$2,453
Other Utilities	\$368	\$803

### Reading (2014)

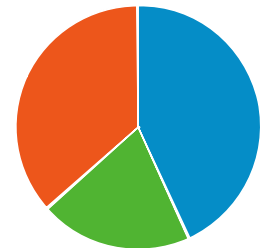
- Newspapers
- Magazines
- Books



	\$ PER HOUSEHOLD	TOTAL \$000'S
<b>Totals:</b>	<b>\$140</b>	<b>\$289</b>
Newspapers	\$60	\$124
Magazines	\$28	\$59
Books	\$51	\$106

### Reading (2019)

- Newspapers
- Magazines
- Books

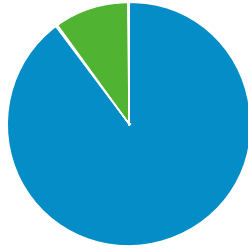


	\$ PER HOUSEHOLD	TOTAL \$000'S
<b>Totals:</b>	<b>\$148</b>	<b>\$325</b>
Newspapers	\$64	\$140
Magazines	\$30	\$67
Books	\$54	\$119



### Tobacco (2014)

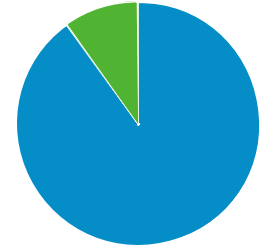
- Cigarettes
- Other Tobacco Products



	\$ PER HOUSEHOLD	TOTAL \$000'S
<b>Totals:</b>	<b>\$309</b>	<b>\$640</b>
<b>Cigarettes</b>	<b>\$278</b>	<b>\$575</b>
<b>Other Tobacco Products</b>	<b>\$31</b>	<b>\$64</b>

### Tobacco (2019)

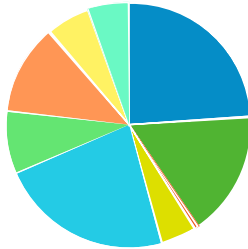
- Cigarettes
- Other Tobacco Products



	\$ PER HOUSEHOLD	TOTAL \$000'S
<b>Totals:</b>	<b>\$321</b>	<b>\$701</b>
<b>Cigarettes</b>	<b>\$289</b>	<b>\$630</b>
<b>Other Tobacco Products</b>	<b>\$32</b>	<b>\$71</b>

### Transportation (2014)

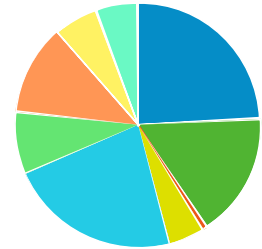
- New Vehicle Purchase
- Used Vehicle Purchase
- Motorcycles (New And Used)
- Vehicle Finance Charges
- Gasoline And Oil
- Vehicle Repair And Maintenance
- Vehicle Insurance
- Public Transportation
- Other Transportation Costs



	\$ PER HOUSEHOLD	TOTAL \$000'S
<b>Totals:</b>	<b>\$8,012</b>	<b>\$16,546</b>
<b>New Vehicle Purchase</b>	<b>\$1,923</b>	<b>\$3,972</b>
<b>Used Vehicle Purchase</b>	<b>\$1,320</b>	<b>\$2,728</b>
<b>Motorcycles (New And Used)</b>	<b>\$48</b>	<b>\$100</b>
<b>Vehicle Finance Charges</b>	<b>\$379</b>	<b>\$784</b>
<b>Gasoline And Oil</b>	<b>\$1,828</b>	<b>\$3,775</b>
<b>Vehicle Repair And Maintenance</b>	<b>\$655</b>	<b>\$1,354</b>
<b>Vehicle Insurance</b>	<b>\$956</b>	<b>\$1,974</b>
<b>Public Transportation</b>	<b>\$460</b>	<b>\$950</b>
<b>Other Transportation Costs</b>	<b>\$440</b>	<b>\$909</b>

### Transportation (2019)

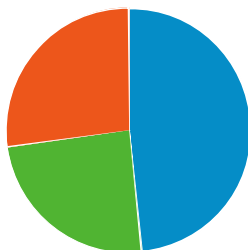
- New Vehicle Purchase
- Used Vehicle Purchase
- Motorcycles (New And Used)
- Vehicle Finance Charges
- Gasoline And Oil
- Vehicle Repair And Maintenance
- Vehicle Insurance
- Public Transportation
- Other Transportation Costs



	\$ PER HOUSEHOLD	TOTAL \$000'S
<b>Totals:</b>	<b>\$8,493</b>	<b>\$18,517</b>
<b>New Vehicle Purchase</b>	<b>\$2,059</b>	<b>\$4,489</b>
<b>Used Vehicle Purchase</b>	<b>\$1,386</b>	<b>\$3,022</b>
<b>Motorcycles (New And Used)</b>	<b>\$50</b>	<b>\$110</b>
<b>Vehicle Finance Charges</b>	<b>\$401</b>	<b>\$875</b>
<b>Gasoline And Oil</b>	<b>\$1,922</b>	<b>\$4,191</b>
<b>Vehicle Repair And Maintenance</b>	<b>\$692</b>	<b>\$1,510</b>
<b>Vehicle Insurance</b>	<b>\$1,008</b>	<b>\$2,198</b>
<b>Public Transportation</b>	<b>\$498</b>	<b>\$1,087</b>
<b>Other Transportation Costs</b>	<b>\$473</b>	<b>\$1,033</b>

### Health Care (2014)

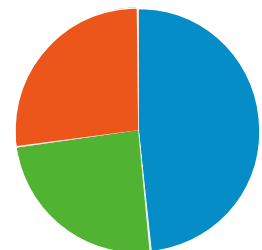
- Health Care Insurance
- Health Care Services
- Health Care Supplies And Equipment



	\$ PER HOUSEHOLD	TOTAL \$000'S
<b>Totals:</b>	<b>\$2,743</b>	<b>\$5,665</b>
<b>Health Care Insurance</b>	<b>\$1,326</b>	<b>\$2,739</b>
<b>Health Care Services</b>	<b>\$670</b>	<b>\$1,385</b>

### Health Care (2019)

- Health Care Insurance
- Health Care Services
- Health Care Supplies And Equipment



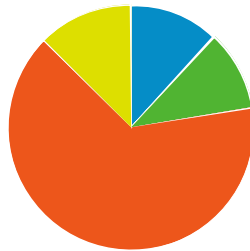
	\$ PER HOUSEHOLD	TOTAL \$000'S
<b>Totals:</b>	<b>\$2,882</b>	<b>\$6,284</b>
<b>Health Care Insurance</b>	<b>\$1,393</b>	<b>\$3,037</b>
<b>Health Care Services</b>	<b>\$704</b>	<b>\$1,535</b>

Health Care Supplies And Equipment	\$746	\$1,541
------------------------------------	-------	---------

Health Care Supplies And Equipment	\$784	\$1,711
------------------------------------	-------	---------

### Miscellaneous Expenses (2014)

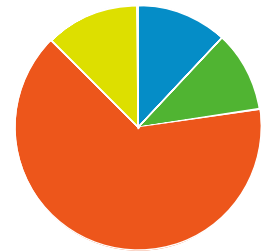
- Legal And Accounting
- Funeral And Cemetery
- Finance Charges Excluding Mortgage And Vehicle
- Other Miscellaneous Expenses



	\$ PER HOUSEHOLD	TOTAL \$000'S
Totals:	\$727	\$1,503
Legal And Accounting	\$86	\$179
Funeral And Cemetery	\$77	\$160
Finance Charges Excluding Mortgage And Vehicle	\$472	\$975
Other Miscellaneous Expenses	\$91	\$189

### Miscellaneous Expenses (2019)

- Legal And Accounting
- Funeral And Cemetery
- Finance Charges Excluding Mortgage And Vehicle
- Other Miscellaneous Expenses



	\$ PER HOUSEHOLD	TOTAL \$000'S
Totals:	\$769	\$1,677
Legal And Accounting	\$92	\$201
Funeral And Cemetery	\$82	\$180
Finance Charges Excluding Mortgage And Vehicle	\$498	\$1,086
Other Miscellaneous Expenses	\$96	\$210

### Personal Insurance (2014)

	\$ PER HOUSEHOLD	TOTAL \$000'S
	\$395	\$817

### Personal Insurance (2019)

	\$ PER HOUSEHOLD	TOTAL \$000'S
	\$430	\$938

### Contributions (2014)

	\$ PER HOUSEHOLD	TOTAL \$000'S
	\$1,439	\$2,972

### Contributions (2019)

	\$ PER HOUSEHOLD	TOTAL \$000'S
	\$1,583	\$3,451

### Retail Potential (2014)

	\$ PER HOUSEHOLD	TOTAL \$000'S
New Car Dealers	\$3,168	\$6,543
User Car Dealers	\$194	\$401
Recreational Vehicle Dealers	\$9	\$19
Motorcycle and Boat Dealers	\$148	\$307
Auto Parts and Accessories	\$441	\$912
Tire Dealers	\$202	\$417
Furniture Stores	\$363	\$750
Floor Covering Stores	\$104	\$215
Other Home Furnishing Stores	\$119	\$247
Appliances and Electronics Stores	\$672	\$1,388
Computer Stores	\$1,168	\$2,414
Camera and Photography Stores	\$52	\$108
Hardware Stores	\$163	\$337
Paint and Wallpaper Stores	\$13	\$28
Home Centers	\$406	\$839
Other Building Materials Stores	\$429	\$888
Outdoor Power Equipment Stores	\$13	\$28
Nursery and Garden Stores	\$110	\$228
Grocery Stores	\$4,844	\$10,004
Convenience Stores	\$225	\$467
Meat Markets	\$50	\$104
Fish and Seafood Markets	\$11	\$25
Fruit and Vegetable Markets	\$23	\$49
Other Specialty Food Markets	\$37	\$77

Source: Applied Geographic Solutions, 2014

Liquor Stores	\$134	\$277
Pharmacy and Drug Stores	\$1,044	\$2,156
Costmetics and Beauty Stores	\$45	\$94
Optical Goods Stores	\$111	\$231
Other Health and Personal Care Stores	\$85	\$176
Gasoline Stations with Convenience Stores	\$862	\$1,781
Gasoline Stations without Convenience Stores	\$145	\$300
Men's Clothing Stores	\$55	\$114
Women's Clothing Stores	\$184	\$380
Childrens' and Infant's Clothing Stores	\$93	\$193
Family Clothing Stores	\$359	\$742
Clothing Accessory Stores	\$18	\$39
Other Apparel Stores	\$45	\$95
Shoe Stores	\$121	\$250
Jewelry Stores	\$212	\$439
Luggage Stores	\$159	\$330
Sporting Goods Stores	\$162	\$335
Hobby, Toy, and Game Stores	\$46	\$95
Sewing and Needlecraft Stores	\$20	\$41
Musical Instrument Stores	\$30	\$62
Book Stores	\$278	\$576
Record, Tape, and CD Stores	\$71	\$149
Department Stores	\$2,446	\$5,052
Warehouse Superstores	\$990	\$2,045
Other General Merchandise Stores	\$286	\$591
Florists	\$23	\$49
Office and Stationary Stores	\$211	\$437
Gift and Souvenir Stores	\$77	\$161
Used Merchandise Stores	\$51	\$106
Pet and Pet Supply Stores	\$50	\$105
Art Dealers	\$9	\$20
Mobile Home Dealers	\$0	\$1
Other Miscellaneous Retail Stores	\$108	\$225
Mail Order and Catalog Stores	\$1,668	\$3,445
Vending Machines	\$74	\$153
Fuel Dealers	\$648	\$1,339
Other Direct Selling Establishments	\$153	\$318
Hotels and Other Travel Accomodations	\$120	\$249
RV Parks	\$1	\$4
Rooming and Boarding Houses	\$0	\$2
Full Service Restaurants	\$809	\$1,671
Limited Service Restaurants	\$797	\$1,647
Special Food Services and Catering	\$134	\$277
Drinking Places	\$75	\$156